

Go Further

ford.com

VEHICLE DESCRIPTION

F-150

2014 F-150 4X4 SUPERCREW
145" WHEELBASE
5.0L V8 FFV ENGINE
ELEC 6-SPEED AUTO W/TOW MOD

EXTERIOR
SUNSET METALLIC
INTERIOR
BLACK CLOTH 40/CONSOLE/40

EK F01236

STANDARD EQUIPMENT INCLUDED AT NO EXTRA CHARGE			
EXTERIOR	INTERIOR	FUNCTIONAL	SAFETY/SECURITY
• DOOR HANDLES - BLACK	• 1TOUCH UP/DOWN DR/PASS WIN	• 4-WHEEL DISC BRAKES W/ABS	• ADVANCETRAC WITH RSC
• LOCKING REMOVABLE TAILGATE	• A/C W/MANUAL CLIMATE CONTROL, SINGLE ZONE	• 12V AUXILIARY POWER POINT	• AIRBAGS - FRONT SEAT MOUNTED SIDE IMPACT
• REAR SOLAR TINTED GLASS	• AUXILIARY AUDIO INPUT JACK	• CARGO BOX TIE DOWN HOOKS	• AIRBAGS - SAFETY CANOPY
• SPARE TIRE & WHEEL LOCK	• BLACK VINYL FLOOR COVERING	• EASYFUEL CAPLESS FILLER	• MYKEY
• TOW HOOKS	• CRUISE CONTROL/TILT WHEEL	• ELECT 4X4 SHIFT-ON-FLY	• PERIMETER ALARM
	• DAY/NIGHT REARVIEW MIRROR	• FAIL-SAFE COOLING SYSTEM	• REAR HIGH MOUNT STOP LAMP
		• FULLY BOXED FRAME	• SECURILOCK PASS ANTI THEFT
		• HILL START ASSIST	• SOS POST CRASH ALERT SYS
		• INTERMITTENT SPEED WIPERS	• TIRE PRESSURE MONITOR SYS
		• MAINT. FREE BATTERY	
		• OUTBOARD MNTD REAR SHOCKS	WARRANTY
		• PWR LOCKS, MIRRORS, WINDWS	• 3YR/36,000 BUMPER / BUMPER
		• PWR RACK AND PINION STEER	• 5YR/60,000 POWERTRAIN
		• STABILIZER BAR, FRONT	• 5YR/60,000 ROADSIDE ASSIST
		• TRAILER SWAY CONTROL	

INCLUDED ON THIS VEHICLE	(MSRP)	PRICE INFORMATION	(MSRP)
EQUIPMENT GROUP 201A	1,885.00	BASE PRICE	\$38,385.00
•STX SERIES		TOTAL OPTIONS	3,705.00
•STX DECOR PACKAGE			
•FOG LAMPS			
•TRAILER TOW PACKAGE		TOTAL VEHICLE & OPTIONS	42,090.00
•SELECT SHIFT TRANSMISSION		DESTINATION & DELIVERY	1,195.00
•COMMUNICATION PACKAGE			
•SYNC VOICE ACTIVATED SYSTEMS		TOTAL BEFORE DISCOUNTS	43,285.00
•SIRIUS XM RADIO		201A EQUIPMENT GROUP DI	- 1,500.00
		STX SPORT PKG DISCOUNT	- 500.00
		TOTAL SAVINGS	- 2,000.00
OPTIONAL EQUIPMENT			
. SINGLE CD W/ SYNC BASIC			
ELEC 6-SPEED AUTO W/TOW MODE	NO CHARGE		
3.55 RATIO REGULAR AXLE	NO CHARGE		
7350# GVWR PACKAGE			
36 GALLON FUEL TANK			
FRONT LICENSE PLATE BRACKET	NO CHARGE		
REAR VIEW CAMERA	450.00		
REVERSE SENSING SYSTEM	275.00		
STX SPORT PACKAGE	1,095.00		
.P275/55R20 BSW			
.FLOOR CARPET			
.BLACK TUBULAR RUNNING BOARDS			
.20" MACH ALUM PAINTED WHEELS			

	RAMP ONE		TOTAL MSRP \$41,285.00
	CA02		
	RAMP TWO	FINAL ASSEMBLY PLANT	This label is affixed pursuant to the Federal Automobile Information Disclosure Act. Gasoline, License, and Title Fees, State and Local taxes are not included. Dealer installed options or accessories are not included unless listed above.
		KANSAS CITY	
	METHOD OF TRANSP.	ITEM #: 21-0071 O/T 2	
	CONVOY	EG172 N RB 2X 430 001847 07 17 14	

EPA DOT

Fuel Economy and Environment

E85

Flexible-Fuel Vehicle Gasoline-Ethanol (E85)

Fuel Economy

16

combined city/hwy

14

city

19

highway

6.2

gallons per 100 miles

Standard Pickup Trucks range from 13 to 21 MPG. The best vehicle rates 119 MPGe. Values are based on gasoline and do not reflect performance and ratings based on E85.

You spend

\$5,000

more in fuel costs over 5 years compared to the average new vehicle.

Driving Range

Gasoline: 576 miles

Ethanol (E85): 432 miles

Annual fuel cost

\$3,300

Fuel Economy & Greenhouse Gas Rating (tailpipe only)

Smog Rating (tailpipe only)


110Best

1610Best

This vehicle emits 559 grams CO₂ per mile. The best emits 0 grams per mile (tailpipe only). Producing and distributing fuel also create emissions; learn more at fueleconomy.gov.




Actual results will vary for many reasons, including driving conditions and how you drive and maintain your vehicle. The average new vehicle gets 23 MPG and costs \$11,500 to fuel over 5 years. Cost estimates are based on 15,000 miles per year at \$3.50 per gallon. This is a dual fueled automobile. MPGe is miles per gasoline gallon equivalent. Vehicle emissions are a significant cause of climate change and smog.

Smartphone QR Code™



fueleconomy.gov

Calculate personalized estimates and compare vehicles



GOVERNMENT 5-STAR SAFETY RATINGS

Overall Vehicle Score

★★★★

Based on the combined ratings of frontal, side and rollover. Should ONLY be compared to other vehicles of similar size and weight.

Frontal Crash

Driver Passenger

★★★★★

Based on the risk of injury in a frontal impact. Should ONLY be compared to other vehicles of similar size and weight.

Side Crash

Front seat Rear seat

★★★★★


Based on the risk of injury in a side impact.

Rollover


★★★★

Based on the risk of rollover in a single-vehicle crash.

Star ratings range from 1 to 5 stars (★★★★★), with 5 being the highest. Source: National Highway Traffic Safety Administration (NHTSA). www.safercar.gov or 1-888-327-4236




1FTFW1EF2EKF01236



Extended Service Plan

Ford ESP is the only extended service plan honored at every Ford dealership in the U.S. and Canada. See your dealer for additional details or visit www.FordOwner.com for more information.



FORD CREDIT

Choose the vehicle you want. Whether you decide to lease or finance, you'll find the choices that are right for you. See your Ford Dealer for details or visit www.FordCredit.com.

2201407257190