



Go Further

ford.com

VEHICLE DESCRIPTION

EXPEDITION MAX

2018 EXPEDITION LIMITED 4X4 LIMITED 8-PASSENGER 3.5L ECOBOOST V6 ENGINE 10SPD AUTO TRANS W/SLCTSHFT

JE A69333

EXTERIOR WHITE PLATINUM MET TRI-COAT INTERIOR MED STONE LEATHER BUCKET

STANDARD EQUIPMENT INCLUDED AT NO EXTRA CHARGE

EXTERIOR

- EASY FUEL CAPLESS FILLER
- GRILLE - 5 BAR, CHROME
- HEADLAMPS - AUTOMATIC
- HEADLAMPS -WIPER ACTIVATED
- LIFTGATE - HANDS-FREE
- MIRRORS - PWR/HTD/AUTOFLD SIG/APPROACH LAMP/AUTODIM
- PRIVACY GLASS - REAR DOORS
- REAR WIPER/WASHER/DEFROST
- ROOF RACK SIDE RAILS
- RUNNING BOARD-PWR DEPLOY
- TAILLAMPS-LED
- TRAILER SWAY CONTROL
- WINDSHIELD WIPER DE-ICER

INTERIOR

- 1TOUCH UP/DOWN DR/PASS WIN
- 2ND ROW HEATED SEATS
- 2ND ROW PWR FOLDING TIP-AND-SLIDE SEATS
- CONNECTIVITY PACKAGE
- DUAL ZONE AUTO CLIM CTRL
- HTD LTHR WRAPPED STR WHL W/CRUISE AND AUDIO CTRLS
- HTD/VENTILATED FRT SEATS
- LEATHER TRIMMED SEATS W/ 10-WAY DR/PA & DR MEM
- PEDALS-PWR ADJ W/MEMORY
- POWERFOLD 3RD ROW SEAT
- PWR TILT/TEL STR COL W/MEM
- ROTARY GEAR SHIFT DIAL

FUNCTIONAL

- AUTO START STOP TECH
- B&O PLAY™ PREMIUM AUDIO
- BLIS (BLIND SPOT INFO SYS)
- CLASS IV TRAILER TOW PKG
- FRONT/REAR IND SUSPENSION
- HILL START ASSIST
- INTELLIGENT ACCESS W/PUSH BUTTON START
- REAR VIEW CAMERA
- REMOTE START SYSTEM
- REVERSE SENSING SYSTEM
- SELECTSHIFT®
- SIRIUSXM® - SVC N/A AK&HI
- ▶ SYNC® CONNECT
- SYNC®3 W/8” TOUCHSCREEN


SAFETY/SECURITY

- ADVANCED SECURITY PACK
- ADVANCETRAC WITH RSC
- AIRBAGS - DUAL STAGE FRONT
- AIRBAGS - SAFETY CANOPY SIDE CURTAIN
- AIRBAGS - SIDE IMPACT
- FRT-PASS SENSING SYSTEM
- INDIV TIRE PRESS MONIT SYS
- LATCH CHILD SAFETY SYSTEM
- PERIMETER ALARM
- SOS POST CRASH ALERT SYS

WARRANTY


- 3YR/36,000 BUMPER / BUMPER
- 5YR/60,000 POWERTRAIN
- 5YR/60,000 ROADSIDE ASSIST

INCLUDED ON THIS VEHICLE	(MSRP)	PRICE INFORMATION	(MSRP)
EQUIPMENT GROUP 300A		BASE PRICE	\$68,490.00
OPTIONAL EQUIPMENT/OTHER		TOTAL OPTIONS/OTHER	2,035.00
2018 MODEL YEAR			
WHITE PLATINUM MET TRI-COAT	555.00		
.20" ULTRA BRT MACH ALUM WHLS			
.275/55R20 A/S BSW TIRES			
50 STATE EMISSIONS	NO CHARGE	TOTAL VEHICLE & OPTIONS/OTHER	70,525.00
VOICE-ACTV TOUCH-SCR NAV SYS	740.00	DESTINATION & DELIVERY	1,295.00
LED HEADLAMPS	740.00		

	RAMP ONE		TOTAL MSRP \$71,820.00
	CA21		
	RAMP TWO	CONVOY	<div><div></div><div>Whether you decide to lease or finance your vehicle, you'll find the choices that are right for you. See your dealer for details or visit www.ford.com/finance.</div></div> <div>FORD CREDIT</div>
		ITEM #: 24-A683 O/T 2	
	This label is affixed pursuant to the Federal Automobile Information Disclosure Act. Gasoline, License, and Title Fees, State and Local taxes are not included. Dealer installed options or accessories are not included unless listed above.		JJ111 N RB 2X 840 000888 09 11 18


EPA DOT

Fuel Economy and Environment



Gasoline Vehicle

Fuel Economy



18 MPG

combined city/hwy

16 city

21 highway

5.6 gallons per 100 miles

Standard SUVs range from 11 to 93 MPG. The best vehicle rates 136 MPGe.

You spend \$3,250 more in fuel costs over 5 years compared to the average new vehicle.

Annual fuel cost \$2,000

Fuel Economy & Greenhouse Gas Rating (tailpipe only)


Smog Rating (tailpipe only)

1 3 10 Best

1 5 10 Best

This vehicle emits 494 grams CO₂ per mile. The best emits 0 grams per mile (tailpipe only). Producing and distributing fuel also create emissions; learn more at fuelconomy.gov.




Smartphone QR Code™



Actual results will vary for many reasons, including driving conditions and how you drive and maintain your vehicle. The average new vehicle gets 27 MPG and costs \$6,750 to fuel over 5 years. Cost estimates are based on 15,000 miles per year at \$2.40 per gallon. MPGe is miles per gasoline gallon equivalent. Vehicle emissions are a significant cause of climate change and smog.

fuelconomy.gov

Calculate personalized estimates and compare vehicles



GOVERNMENT 5-STAR SAFETY RATINGS

Overall Vehicle Score ★★★★★

Based on the combined ratings of frontal, side and rollover. Should ONLY be compared to other vehicles of similar size and weight.

Frontal Crash

Driver Passenger

★★★★★

★★★★★

Based on the risk of injury in a frontal impact. Should ONLY be compared to other vehicles of similar size and weight.

Side Crash

Front seat Rear seat

★★★★★

★★★★★

Based on the risk of injury in a side impact.


Rollover


★★★★

Based on the risk of rollover in a single-vehicle crash.


Star ratings range from 1 to 5 stars (★★★★★), with 5 being the highest. Source: National Highway Traffic Safety Administration (NHTSA). www.safercar.gov or 1-888-327-4236

1FMJK2AT3JEA69333



**WARNING:** Operating, servicing and maintaining a passenger vehicle, pickup truck, v vehicle can expose you to chemicals including engine exhaust, carbon monoxide, phtl lead, which are known to the State of California to cause cancer and birth defects or other reproductive harm. To minimize exposure, avoid breathing exhaust, do not idle the engine except as necessary, service your vehicle in a well-ventilated area and wear gloves or wash your hands frequently when servicing your vehicle. For more information go to www.P65Warnings.ca.gov/passenger-vehicle.

rates may apply. Text HELP for help



www.ford.com/help/privacy-terms/