



Go Further

ford.com

VEHICLE DESCRIPTION

EXPLORER

2020 EXPLORER PLATINUM 4WD  
119" WHEELBASE  
3.0L ECOBOOST V6 ENGINE  
10-SPEED AUTO TRANSMISSION

EXTERIOR  
SILVER SPRUCE METALLIC  
INTERIOR  
LT SNDSTNE LTH SEAT SURFACE

LG A07096

STANDARD EQUIPMENT INCLUDED AT NO EXTRA CHARGE

EXTERIOR

- EASY FUEL® CAPLESS FILLER
- GRILLE - UNIQUE SATIN ALUM
- HEADLAMPS - ADAPTIVE LED
- HEADLAMPS - AUTO LED
- LED SIGNATURE LIGHTING
- LIFTGATE - HANDS-FREE
- MIRRORS-PWR/HTD/AUTO-FOLD SIG/APRCH LAMP/MEM/AUTODIM
- QUAD TIP DUAL EXHAUST
- ROOF-RACK SIDE RAILS-SATIN
- TAILLAMPS/FOG LAMPS - LED
- TRAILER SWAY CONTROL
- TWIN PANEL MOONROOF
- WINDSHIELD WIPER DE-ICER
- WIPERS - RAIN-SENSING

INTERIOR

- 12" LCD DIGITAL IP CLUSTER
- 2ND ROW HEATED SEATS
- AMBIENT LIGHT/ILLUM ENTRY
- AUTO-DIM REARVIEW MIRROR
- HTD LTHR WRAPPED STR WHL W/CRUISE AND AUDIO CTRLS
- HTD/VENTILATED FRT SEATS
- LEATHER-WRAPPED INTERIOR
- POWERFOLD 3RD ROW SEAT
- PWR TILT/TELE STR COLUMN
- ROTARY GEAR SHIFT DIAL
- SCUFF PLATES - ILLUMINATED
- SMART CHARGING USB PORT(4)
- TRI-ZONE ELECTRNC TMP CTRL
- WOODGRAIN INTERIOR ACCENTS

FUNCTIONAL

- 360-DEGREE CAMERA
- ACTIVE PARK ASSIST 2.0
- B&O SOUND SYSTEM
- CLASS III TRAILER TOW PKG
- FORD CO-PILOT360™ ASSIST+
- FORDPASS™ CONNECT 4GWI-FI HOTSPOT TELEMATICS MODEM
- PHONE WIRELESS CHRGING PAD
- REMOTE START SYSTEM
- REVERSE SENSING SYSTEM
- SIDE-WIND STABILIZATION
- SYNC®3 W/TOUCHSCR/APPLINK®
- TERRAIN MANAGEMENT SYSTEM
- VOICE ACTIVATED NAVIGATION


SAFETY/SECURITY

- ADVANCETRAC® WITH RSC®
- AIRBAG-DRIVER/PASS KNEE
- AIRBAGS - DUAL STAGE FRONT
- AIRBAGS - FRONT SEAT MOUNTED SIDE IMPACT
- AIRBAGS - SAFETY CANOPY®
- INDIV TIRE PRESS MONIT SYS
- LATCH CHILD SAFETY SYSTEM
- PERIMETER ALARM
- PERSONAL SAFETY SYSTEM™
- SOS POST-CRASH ALERT SYST™

WARRANTY


- 3YR/36,000 BUMPER / BUMPER
- 5YR/60,000 POWERTRAIN
- 5YR/60,000 ROADSIDE ASSIST

INCLUDED ON THIS VEHICLE	(MSRP)	PRICE INFORMATION	(MSRP)
<b>EQUIPMENT GROUP 600A</b>		BASE PRICE	\$58,250.00
		TOTAL OPTIONS/OTHER	1070.00
<b>OPTIONAL EQUIPMENT/OTHER</b>			
.20" BRIGHT MACH-FACE ALM WHLS			
P255/55R20 SELF-SEAL A/S TIRE			
50 STATE EMISSIONS	NO CHARGE	TOTAL VEHICLE & OPTIONS/OTHER	59320.00
WHL LOCK KIT *DLR INSTLD ACCY	75.00	DESTINATION & DELIVERY	1095.00
PREMIUM TECHNOLOGY PACKAGE	995.00		
.14 SPEAKERS			
.10.1" LCD PORTRAIT TOUCHSCRN			
.MULTICONTOUR FRONT SEATS			
TAG 795L410			

	RAMP ONE		TOTAL MSRP \$60,415.00
	CT44	RAIL	
	RAMP TWO	ITEM #: 89-5917 O/T 8	
		<div><div></div><div>FORD CREDIT</div></div>	
	This label is affixed pursuant to the Federal Automobile Information Disclosure Act. Gasoline, License, and Title Fees, State and Local taxes are not included. Dealer installed options or accessories are not included unless listed above.		S612 D 6B A9 015 000004 10 10 19


EPA DOT

Fuel Economy and Environment



Gasoline Vehicle

Fuel Economy



20

MPG

combined city/hwy

18

city

24

highway

5.0 gallons per 100 miles

You spend

\$2,500

more in fuel costs over 5 years compared to the average new vehicle.

Standard SUVs range from 13 to 93 MPG. The best vehicle rates 136 MPGe.

Annual fuel cost

\$2,000

Fuel Economy & Greenhouse Gas Rating (tailpipe only)

Smog Rating (tailpipe only)

1

4

10

Best

1

5


10

Best

This vehicle emits 446 grams CO<sub>2</sub> per mile. The best emits 0 grams per mile (tailpipe only). Producing and distributing fuel also create emissions; learn more at fueleconomy.gov.




Actual results will vary for many reasons, including driving conditions and how you drive and maintain your vehicle. The average new vehicle gets 27 MPG and costs \$7,500 to fuel over 5 years. Cost estimates are based on 15,000 miles per year at \$2.70 per gallon. MPGe is miles per gasoline gallon equivalent. Vehicle emissions are a significant cause of climate change and smog.

Smartphone QR Code™



fueleconomy.gov

Calculate personalized estimates and compare vehicles



GOVERNMENT 5-STAR SAFETY RATINGS

Overall Vehicle Score

Not Rated

Based on the combined ratings of frontal, side and rollover. Should ONLY be compared to other vehicles of similar size and weight.

Frontal Crash

Driver Passenger

Not Rated Not Rated

Based on the risk of injury in a frontal impact. Should ONLY be compared to other vehicles of similar size and weight.

Side Crash

Front seat Rear seat

Not Rated Not Rated

Based on the risk of injury in a side impact.

Rollover

Not Rated

Based on the risk of rollover in a single-vehicle crash.

Star ratings range from 1 to 5 stars (★★★★★), with 5 being the highest. Source: National Highway Traffic Safety Administration (NHTSA). www.safercar.gov or 1-888-327-4236

1FM5K8HC0LGA07096





WARNING: Operating, servicing and maintaining a passenger vehicle, pickup truck, v vehicle can expose you to chemicals including engine exhaust, carbon monoxide, phtl lead, which are known to the State of California to cause cancer and birth defects or other reproductive harm. To minimize exposure, avoid breathing exhaust, do not idle the engine except as necessary, service your vehicle in a well-ventilated area and wear gloves or wash your hands frequently when servicing your vehicle. For more information go to www.P65Warnings.ca.gov/passenger-vehicle.

rates may apply. Text HELP for help



www.ford.com/help/privacy-terms/